











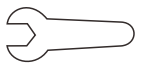



PRODUCT ASSEMBLY

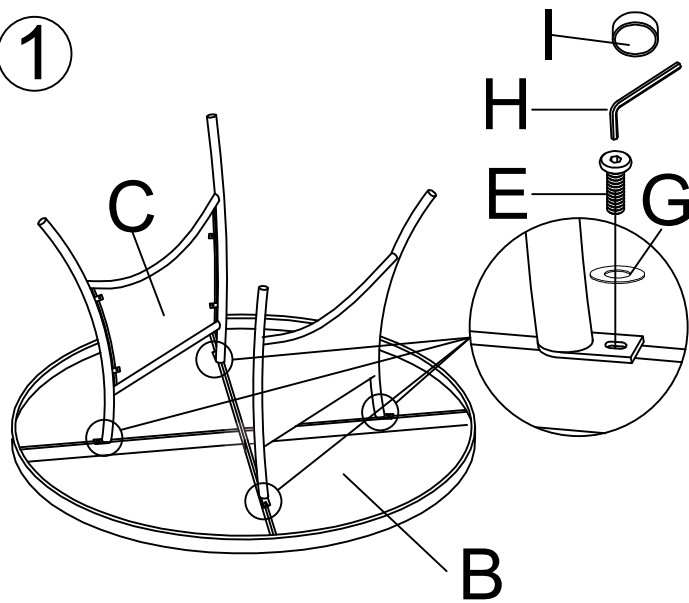
Before you begin the assembly of your new purchase please read instructions carefully:

1. Please check all components listed are counted and correspond to the required parts for building the product (should there be anything missing please contact your retailer or help@supremouk.com).
2. This Product should be assembled by 2 people.
3. NEVER USE A POWER TOOL TO ASSEMBLE.
4. To ensure your product is not damaged during assembly, prepare a suitable area to build your furniture, either assemble on a clean soft surface (like a carpet) or use the box the products have been supplied in. This will prevent your product from damage / scratching to the materials used when building the furniture.
5. To begin the assembly, follow the diagrams in order sequence as directed to ensure the correct method is followed for correct installation of each component. DO NOT tighten any bolts up until all parts have been connected loosely with all bolts inserted into position, once all parts are connected, then each bolt can be fully tightened using the tools provided.
6. Thank you for purchasing a Supremo product and we wish you many years of enjoyment using your garden furniture.

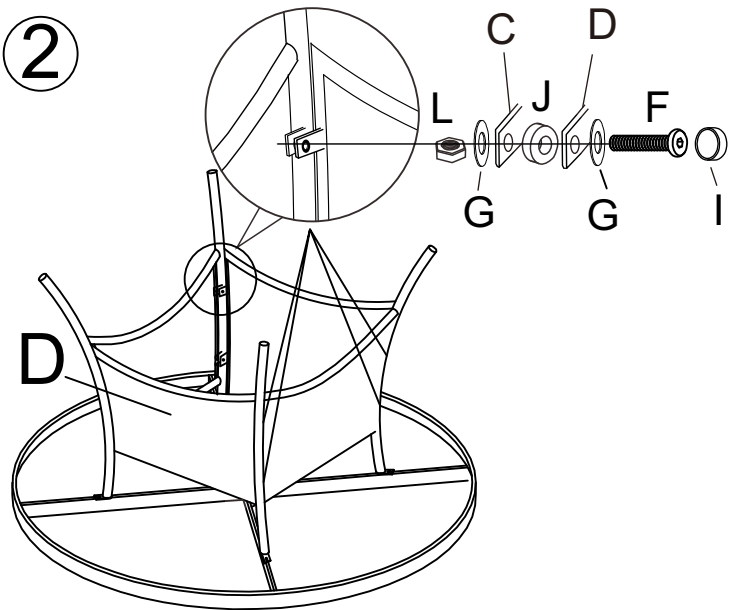
Barcelona 70cm Bistro Table

A		1	Glass
B		1	Table Top
C		2	Table Leg
D		2	Leg Side Panel
E	 M6X20	4	Bolts
F	 M6X35	8	Bolts
G		20	Metal Washer
H		1	Allen Key
I		12	PVC Bolt Cover
J		8	Plastic Washer
K		1	Spanner
L		8	NUT

①



②



③

